



Parent/Carer Introduction to Phonics and Early Reading



- What is phonics?
- A typical phonics lesson
- Key vocabulary
- What phonics teaching will my child receive in Reception/Year 1?
- Reading books
- Reading at home
- Concerns about progress
- Questions

What is Phonics?

The link between the words we read and the words we write on a page.

Phonics lessons teach decoding.

Decoding is the key skill in reading words. It is the process of working out how to say (“sound out”) an unfamiliar written word.



cat

c-a-t

Revisit

- Alphabet song
- GPCs (letter sounds learnt so far)
- Common exception words (CEW)
- Oral blending/Blending to read

Teach

- New sound (phoneme)
- New letter formation (grapheme)
- New common exception word (CEW)

Practice

- Blending for reading
- Segment and write for spelling
- Address misconceptions

Apply

- Read or write a sentence including the new sound and CEW

A typical Phonics Lesson

Aa Bb Cc Dd Ee Ff
Gg Hh Ii Jj Kk Ll
Mm Nn Oo Pp Qq Rr
Ss Tt Uu Vv Ww Xx
Yy Zz

ck

the

mess

1 2
j

jacket



Jack had a jog.

Key Phonics Vocabulary

Grapheme

A written letter or groups of letters.



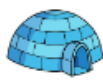



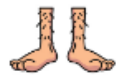



Phoneme












The sound a grapheme makes.

Grapheme Phoneme

Correspondences (GPCs)

Knowing a GPC means being able to match a phoneme (sound) to a grapheme (letter) and vice versa.

 a	 e ea	 i y	 o a	 u o	 ai ay a-e ey a ei eigh	 ee ea e-e ey e y ie	 igh ie i-e i y	 oa oe o-e ow o	 oo ue ew u-e ou
--	--	---	---	---	---	---	---	---	--

 (y)oo ue ew u-e u	 oo u oul	 ar a al	 or aw au al our augh oor ore	 air are ear ere	 ur ir er ear or	 ow ou	 oi oy	 ear ere eer	 ure	 er u
---	---	--	--	---	--	---	---	--	--	--

Key Phonics Vocabulary

sh-o-p

r-ai-n

l-igh-t

p-ure

a-e c a k e

o-e s t o n e

Digraph

Two letters that represent one sound

Trigraph

Three letters that represent one sound

Split Digraph

A split digraph is a digraph that is separated by one or more consonants. For example, the /ai/ sound in cake is split by the letter k.

Blending

When we read a word we look at each letter (grapheme) and match a sound (phoneme) to it.

We push the sounds together to make a word. This is called blending.

t / r / ee tree



crepuscular

Segmenting for Spelling

Segmenting is the opposite of blending.

Segmenting a word is to break the word down into its component sounds (phonemes). Segmenting enables children to break down words they are trying to spell.

Phoneme fingers – children count the number of phonemes in a word and show the number using their fingers.



hat = h-a-t

Common Exception Words

said	have	like
so	do	some
come	were	there
little	one	when
out	what	



me	we	be	he
she	was	you	they
all	are	my	her

the	to	into
no	I	go

What reading/phonics teaching will my child receive ?

Daily phonics lessons

- Reception – Phases 2, 3 and 4
- Year 1 – Phase 4 (Revision plus Y1 National Curriculum Requirements),
Phase 5a, 5b and 5c
- Year 2 – Phase 5a (spellings recap), Phase 5b and 5c Mastery

What reading/phonics teaching will my child receive?

- Daily 20 minute phonics lesson
- Daily 1:1 reading with an adult where appropriate
- Weekly, small group guided read with a teacher
- Daily, 1:1 phonics interventions (where appropriate)
- Daily Story Time/Reading for Pleasure
- Weekly Library visit

Reading and Books

- Children will be given books when they can blend – this will be different for every child.
- Books precisely match children’s phonics attainment.
- Home reading books are to be used practice tool and not to introduce new learning.





Reading at home



- 5 – 10 minutes
- Choose a time that works for you
- Be positive and celebrate successes
- Encourage them to point to the graphemes
- Encourage them to say the sounds and blend them together
- Be patient and let them try and work it out
- Read common exception words by sight



Reading at home

- Continue to read to your child
- Model how to read a book – left to right, turning pages
- Ask questions about what has happened and characters' feelings
- Support vocabulary
- Predict what will happen next
- Make connections
- Model your love of reading!

Concerns about progress

- All children are different
- Discuss any concerns with teachers
- Teachers will assess your child regularly
- Interventions to support child in the specific skill they are struggling with
- Adaptions for children with SEND



**The Year 1 Phonics Screening Check is
statutory.**

**Parent/Carers meeting for more information
on the Phonics Screening Check**


**Thursday 22nd January 2026
@ 2:45 pm**

2019 national curriculum assessments

Key stage 1

Phonics screening check

Pupils' materials



Questions?

