








Year 1 – Seasonal Changes

Key Concepts	Learning possibilities	Scientific Enquiry	Prior Learning
<p>Observe changes across the 4 seasons</p> <p>Observe and describe weather associated with the seasons and how day length varies</p>	<ul style="list-style-type: none"> • Create a weekly weather chart for each season. • Build a rain gauge • Read a thermometer • Dress for summer or winter day • Welly walk, what can I see, hear, smell and touch <p>• Investigate weather and seasons around the word.</p>	  	<ul style="list-style-type: none"> • Understand the key features of the life cycle of a plant and an animal. (N - Plants & Animals, excluding humans) • Explore the natural world around them. (R - Seasonal changes) • Describe what they see, hear and feel whilst outside. (R - Seasonal changes) • Understand the effect of changing seasons on the natural world around them. (R - Seasonal changes)
Cultural Capital			
Key vocabulary		 <p>Admiral Sir Francis Beaufort (1774-1857).</p> <p>He developed the Beaufort scale in 1805 to help sailors estimate the winds via visual observations. The scale starts with 0 and goes to a force of 12</p>	<p>Charlie and Lola: I completely love winter by Lauren Child</p> <p>One Snowy Night by Nick Butterworth</p> <p>Don't Hog the Hedge by Twinkl Spring/Summer/ Autumn/Winter by Stephanie Turnbull</p> <p>Stick Man by Julie Donaldson</p> <p>What did the tree see? By Charlotte Gullian</p>   
<p>Winter</p> <p>Spring</p> <p>Summer</p> <p>Autumn</p> <p>Fog</p> <p>Sun</p> <p>Mist</p>	<p>Warm</p> <p>Cold</p> <p>Snow</p> <p>Sleet</p> <p>Rain</p> <p>Wind</p>		